



Prepared for:

## **Sautter Crane rental**

2900 Black Lake Place Philadelphia, PA 19154

2583 State Rd

on

5/12/2024

Please return the entire report.

**Customer Sign Off**

**-If there are no deficiencies nothing needs to be done**

**-If there are any (HIGH, RED) deficiencies please follow the instructions below**

The deficiencies marked HIGH in RED shall be corrected and this report must be dated, signed and email THIS ENTIRE REPORT to [tony.rossi@tandemlift.com](mailto:tony.rossi@tandemlift.com) or [jon.santimaw@tandemlift.com](mailto:jon.santimaw@tandemlift.com). After the signed document is received, a certification and label will be issued. The deficiencies denoted with (REC, MEDIUM, ORANGE) are recommended and are not required to be corrected to achieve certification. However those items should be corrected to improve equipment reliability and performance.

-The undersigned verifies that the deficiencies denoted with (DEF, HIGH, RED) have been corrected.

\_\_\_\_\_  
Signature

\_\_\_\_\_  
Date

# Table of Contents

 High  Med  Low Section




Hydraulic Boom Crane Inspection Report (1910.180 & 1926.1400) - 2583 State Rd	Telescoping Boom Crane: 071 535 - S216	0	0	2	<b>1.0</b>
---	--	---	---	---	------------

---

Tandem Lift LLC disclaims all warranties, both express and implied, relating to the information, reports, opinions and analysis disclosed to the Customer by Tandem Lift LLC. Tandem Lift LLC shall not be liable for any errors or omissions, or any losses, injury or damages arising from the use of such information, reports, opinions and analysis by the Customer.

# Overview

## Breakdown by Form

Form Type	 High	 Med	 Low	# Forms
Hydraulic Boom Crane Inspection Report (1910.180 & 1926.1400)	0	0	2	1
<b>Overall:</b>	<b>0</b>	<b>0</b>	<b>2</b>	<b>1</b>

## Breakdown by Location

Location	 High	 Med	 Low	# Forms
2583 State Rd	0	0	2	1
<b>Overall:</b>	<b>0</b>	<b>0</b>	<b>2</b>	<b>1</b>

## Breakdown by Asset

Asset Type	 High	 Med	 Low	# Assets
Telescoping Boom Crane	0	0	2	1
<b>Overall:</b>	<b>0</b>	<b>0</b>	<b>2</b>	<b>1</b>

Tandem Lift LLC disclaims all warranties, both express and implied, relating to the information, reports, opinions and analysis disclosed to the Customer by Tandem Lift LLC. Tandem Lift LLC shall not be liable for any errors or omissions, or any losses, injury or damages arising from the use of such information, reports, opinions and analysis by the Customer.



## Hydraulic Boom Crane Inspection Report (1910.180 & 1926.1400)

Sautter Crane rental  
 2900 Black Lake Place  
 Philadelphia, PA 19154

FolderID: 051124S216  
 FormID: 20353342



### Telescoping Boom Crane

**Location:** 2583 State Rd  
 2583 State Rd  
 Bensalem, PA19020

**Serial Number:** 071 535

**Unit Number:** S216

*Additional Notes: 256 ft boom  
 3 parts of line*

**Manufacturer:** Liebherr

**Model:** LTM1300-6.2

**Capacity:** 330 Tons

**Length/Lift:** 256'

**Type of Crane:** All Terrain Crane

**Number of Hoists:** Main Only

**Boom Configuration:** Main Boom with Stowed Jib

**Load Test:** No

Priorities Found: ● 2 - Low ● 103 - Good

### General

1. Location of Equipment **2583 State Road**

2. Customer Sign Off

*Please return the entire report.*

*Customer Sign Off*

*-If there are no deficiencies nothing needs to be done*

*-If there are any (HIGH, RED) deficiencies please follow the instructions below*

*The deficiencies marked HIGH in RED shall be corrected and this report must be dated, signed and email THIS ENTIRE REPORT to tony.rossi@tandemlift.com or jon.santimaw@tandemlift.com. After the signed document is received, a certification and label will be issued. The deficiencies denoted with (REC, MEDIUM, ORANGE) are recommended and are not required to be corrected to achieve certification. However those items should be corrected to improve equipment reliability and performance.*

*-The undersigned verifies that the deficiencies denoted with (DEF, HIGH, RED) have been corrected.*

*Signature*

3. Hours & Mileage

Hours	Mileage
7,396	53,206

### Inspection Information

4. Inspection Number **051124S216**

5. Inspection Date **05/11/2024**

● 6. Inspection Type **(Ann) Annual**


### Information & Records

- 7. Documentation of Annual/Comprehensive Inspection **(SAT) Satisfactory**
- 8. Daily/Monthly Inspection Records **(SAT) Satisfactory**
- 9. Maintenance Records **(SAT) Satisfactory**
- 10. Hand Signal Chart **(SAT) Satisfactory**
- 11. Safety and Warning Decals **(SAT) Satisfactory**
- 12. Operators Manual **(SAT) Satisfactory**

Tandem Lift LLC disclaims all warranties, both express and implied, relating to the information, reports, opinions and analysis disclosed to the Customer by Tandem Lift LLC. Tandem Lift LLC shall not be liable for any errors or omissions, or any losses, injury or damages arising from the use of such information, reports, opinions and analysis by the Customer.

Safety Devices & Operational Aids		
● 13.	Backup Alarm	(SAT) Satisfactory
● 14.	Audible Warning Device	(SAT) Satisfactory
● 15.	Boom Angle Indicator	(SAT) Satisfactory
● 16.	Boom Length Indicator	(SAT) Satisfactory
● 17.	Drum Rotation Indicator(s)	(SAT) Satisfactory
● 18.	Anti Two-Block Device/System	(SAT) Satisfactory
● 19.	Load Moment Indicator (LMI)	(SAT) Satisfactory
● 20.	Load Weight Indicator	(SAT) Satisfactory
● 21.	Radius Indicator	(SAT) Satisfactory
● 22.	Level Indicator(s)	(SAT) Satisfactory
● 23.	Fire Extinguisher	(SAT) Satisfactory
Load Chart		
● 24.	Visible/Accessible	(SAT) Satisfactory
● 25.	Per Configuration	(SAT) Satisfactory
● 26.	Durable/Legible/Secured	(SAT) Satisfactory
Carrier <span style="float: right;">📷</span>		
● 27.	Steering	(SAT) Satisfactory
● 28.	Parking Brake	(SAT) Satisfactory
● 29.	Exterior Lights (Headlights, Turn Signals, Brake Lights, Reverse Lights)	(SAT) Satisfactory
● 30.	Windshield & Wipers	(SAT) Satisfactory
● 31.	Windows & Mirrors	(SAT) Satisfactory
● 32.	Wheels & Tires	(MON) Monitor
🗨	<i>Rust on rims</i>	P32
● 33.	Engine	(SAT) Satisfactory
● 34.	Exhaust System	(SAT) Satisfactory
● 35.	Axle Lockout	(SAT) Satisfactory
● 36.	Drive Line	(SAT) Satisfactory
● 37.	Main Frame Members	(SAT) Satisfactory
● 38.	Hoses/Fittings//Valves	(SAT) Satisfactory
● 39.	Hydraulic Tank & Fluid Level	(SAT) Satisfactory
● 40.	Slip Resistant Walking Surfaces	(SAT) Satisfactory
● 41.	Steps/Ladders/Handrails	(SAT) Satisfactory
Outriggers/Stabilizers		
● 42.	Structure & Mounting	(SAT) Satisfactory
● 43.	Boxes & Beams	(SAT) Satisfactory
● 44.	Cylinders	(SAT) Satisfactory
● 45.	Pads/Floats	(SAT) Satisfactory
● 46.	Hoses/Fittings/Valves	(SAT) Satisfactory
Operators Station		
● 47.	Windows & Wipers	(SAT) Satisfactory
● 48.	Cab Door Restraint	(SAT) Satisfactory
● 49.	Cab Access	(SAT) Satisfactory
● 50.	Steps/Ladders/Handrails	(SAT) Satisfactory
● 51.	Anti-Skid Stepping Surfaces	(SAT) Satisfactory
● 52.	Fire Extinguisher	(SAT) Satisfactory
● 53.	Operator Horn	(SAT) Satisfactory

Tandem Lift LLC disclaims all warranties, both express and implied, relating to the information, reports, opinions and analysis disclosed to the Customer by Tandem Lift LLC. Tandem Lift LLC shall not be liable for any errors or omissions, or any losses, injury or damages arising from the use of such information, reports, opinions and analysis by the Customer.

●	54. Controls Identified	(SAT) Satisfactory	
●	55. Control Functions	(SAT) Satisfactory	
●	56. Power Plant Controls	(SAT) Satisfactory	
●	57. Operator Cutoff Switch (Deadman)	(SAT) Satisfactory	
●	58. Brake & Clutch	(NA) Not Applicable	
●	59. Travel Controls	(NA) Not Applicable	
●	60. Accelerator/Throttle Control	(SAT) Satisfactory	
●	61. Hoses/Fittings/Valves	(SAT) Satisfactory	
●	62. Housekeeping	(SAT) Satisfactory	
<b>Rotating Upper Structure</b>			
●	63. Structure	(MON) Monitor	P63
	<i>Hole for house lock pin worn</i>		
●	64. Engine	(NA) Not Applicable	
●	65. Exhaust System/Guards/Insulators	(SAT) Satisfactory	
●	66. Hoses/Fittings/Valves	(SAT) Satisfactory	
●	67. Hydraulic & Pneumatic Pumps	(SAT) Satisfactory	
●	68. Hydraulic Pressure	(SAT) Satisfactory	
●	69. Electrical Wiring	(SAT) Satisfactory	
●	70. Ring & Pinion Gear	(SAT) Satisfactory	
●	71. Swing System/Assembly	(SAT) Satisfactory	
●	72. Counterweight Frame	(SAT) Satisfactory	
●	73. Counterweight Mounting	(SAT) Satisfactory	
<b>Hoist System</b>			
●	74. Brakes & Clutch System	(SAT) Satisfactory	
●	75. Wire Rope Reeving	(SAT) Satisfactory	
	<i>3 parts of line</i>		
●	76. 2 Rope Wrap Minimum	(SAT) Satisfactory	
●	77. Hoist Motor	(SAT) Satisfactory	
●	78. Hoses/Fittings/Valves	(SAT) Satisfactory	
●	79. Drums/Lagging/Flanges	(SAT) Satisfactory	
●	80. Anchor System	(SAT) Satisfactory	
●	81. Hoist Spooling	(SAT) Satisfactory	
<b>Main Boom</b>			
●	82. Lift Cylinder(s)	(SAT) Satisfactory	
●	83. Telescoping Boom Cylinder(s)	(SAT) Satisfactory	
●	84. Hoses/Fittings/Valves	(SAT) Satisfactory	
●	85. Holding Device	(SAT) Satisfactory	
●	86. Boom Sections Alignment	(SAT) Satisfactory	
●	87. Wear Pads	(SAT) Satisfactory	
●	88. Sheaves	(SAT) Satisfactory	
●	89. Wire Rope Retainers	(SAT) Satisfactory	
●	90. Boom Hinge Pin	(SAT) Satisfactory	
●	91. Boom Head Section	(SAT) Satisfactory	
●	92. Auxiliary Boom Head	(SAT) Satisfactory	
●	93. Structure	(SAT) Satisfactory	
<b>Jib/Fly Extension</b>			
●	94. Structure	(SAT) Satisfactory	

Tandem Lift LLC disclaims all warranties, both express and implied, relating to the information, reports, opinions and analysis disclosed to the Customer by Tandem Lift LLC. Tandem Lift LLC shall not be liable for any errors or omissions, or any losses, injury or damages arising from the use of such information, reports, opinions and analysis by the Customer.

● 95. Locking Devices	(SAT) Satisfactory
● 96. Sheaves	(SAT) Satisfactory
● 97. Wire Rope Retainers	(SAT) Satisfactory
● 98. Alignment	(SAT) Satisfactory
● 99. End Connectors & Pins	(SAT) Satisfactory


**Main Drum Wire Rope**

100. Wire Rope Information		
Diameter	Construction/Type	Number of Parts
<b>23.79 mm</b>	<b>Non Rotational</b>	<b>3</b>
● 101. Rope Damage		(SAT) Satisfactory
● 102. Lubrication		(SAT) Satisfactory
● 103. End Connectors		(SAT) Satisfactory

**Main Hoist Load Block/Headache Ball/Hook**

104. Capacity and Weight		
Capacity	Weight	
<b>12.5 tons</b>	<b>350 kg</b>	
● 105. Capacity Marking		(SAT) Satisfactory
● 106. Weight Marking		(SAT) Satisfactory
● 107. Sheave(s)		(SAT) Satisfactory
● 108. Safety Latch(es)		(SAT) Satisfactory
● 109. 0° Hook Bend/Twist		(SAT) Satisfactory
● 110. 5% Hook Opening or 1/4" Max		(SAT) Satisfactory
● 111. 10% Hook Wear Max		(SAT) Satisfactory
● 112. Bearing		(SAT) Satisfactory
● 113. Wedge Socket/End Fitting		(SAT) Satisfactory
● 114. Reeving		(SAT) Satisfactory
■ 3 parts of line		

**Verification and Completion**

115. Inspector Name & Signature	Anthony Capozzi
	
116. Additional Inspection Notes	
● 117. Sticker Given	(Y) Yes, Given on Site

Tandem Lift LLC disclaims all warranties, both express and implied, relating to the information, reports, opinions and analysis disclosed to the Customer by Tandem Lift LLC. Tandem Lift LLC shall not be liable for any errors or omissions, or any losses, injury or damages arising from the use of such information, reports, opinions and analysis by the Customer.





**P32.1**



**P32.2**



**P63.3**